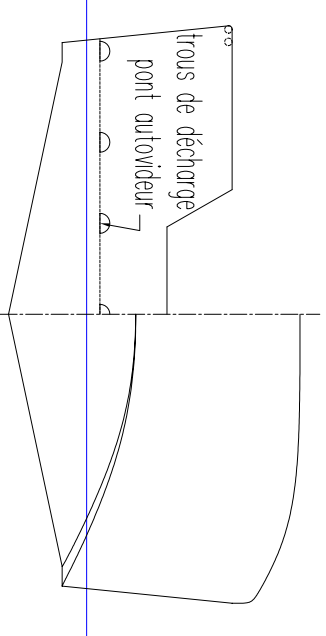

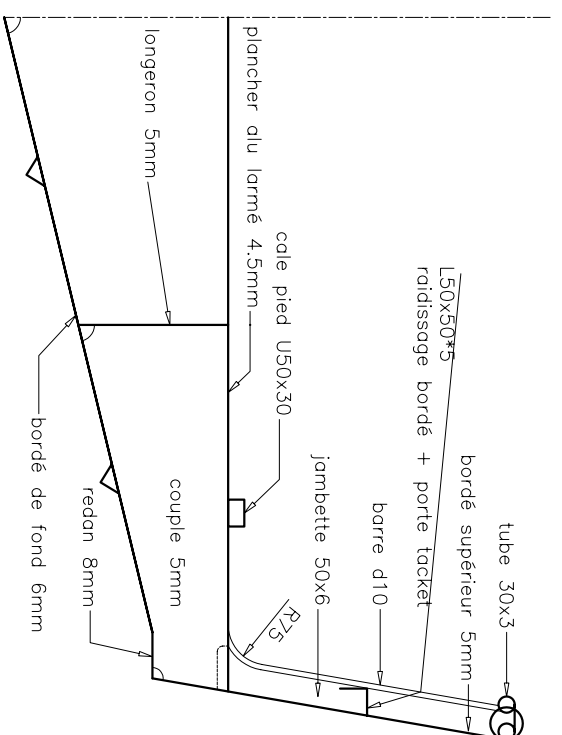


PRINCIPE STRUCTUREL



Caractéristiques principales	
LHT	7.16 m
L flottaison	6.42 m
Bau max	2.31 m
Tirant d'eau chargé	0.35 m
Puissance	50/115 CV
Déplacement	2200 kg
Charge maxi	1000 kg

	Date	17/11/04	Plan n°	FORM	Indice	0	Echelle	1/30e
	Titre plan		AVANT-PROJET		Client		Poe ravai 23	
NC Yacht Design © BP 43109 Fae Tom 98713 Paopae TAHITI info@ncyachtdesign.fr tel: (689) 70 89 39 fax: (689) 83 33 78								